



SpolarPV
Easy Invest, More Returns



22.83 %

Module efficiency

445 W

Highest power output



Product warranty



Linear power warranty

SPV445-TM10-108BD

420-445Watt



High Efficiency and Lower Temperature Coefficient

Higher power conversion efficiency and lower temperature coefficient benefited from advanced Tunnel Oxide Passivating Contacts (TOPCon) technology.



Anti-reflection

Less than 20% reflectivity with minimum glare.



Good Mechanical Load Performance

Certified to withstand: wind load (2400 Pa), snow load and hail strike(5400 Pa) .



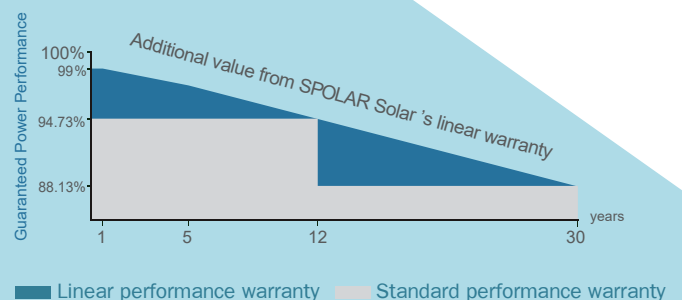
Low Light Performance Resilience

Advanced glass and cell surface texture designs ensure excellent performance in low light environment.



Durability Against Extreme Environmental Conditions

Good performance of Anti-PID, Ammonia and Salt mist certified by 2 PfG 2387/01.18, IEC61716 and IEC61701.



ISO9001:2016 ISO14001:2016
OHSAS18001:2011 certified factory.
IEC61215 IEC61730 certified products.

Electrical Characteristics at Standard Test Conditions (STC)

Module Type	SPV420-TM10-108BD	SPV425-TM10-108BD	SPV430-TM10-108BD	SPV435-TM10-108BD	SPV440-TM10-108BD	SPV445-TM10-108BD
Maximum Power - Pmax (W)	420	425	430	435	440	445
Maximum Power Voltage - Vmp (V)	32.06	32.26	32.44	32.66	32.85	33.12
Maximum Power Current - Imp (A)	13.10	13.18	13.25	13.32	13.40	13.44
Open-circuit Voltage - Voc (V)	37.86	38.08	38.26	38.46	38.66	40.15
Short-circuit Current - Isc (A)	14.03	14.10	14.17	14.23	14.30	14.37
Module Efficiency STC (%)	21.54 %	21.80 %	22.05 %	22.31 %	22.57 %	22.83 %

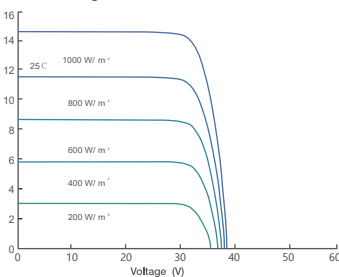
Electrical Characteristics at Normal Operating Cell Temperature (NOCT)

Module Type	SPV420-TM10-108BD	SPV425-TM10-108BD	SPV430-TM10-108BD	SPV435-TM10-108BD	SPV440-TM10-108BD	SPV445-TM10-108BD
Maximum Power - Pmax (W)	320	323	327	331	335	339
Maximum Power Voltage - Vmp (V)	29.72	29.91	30.10	30.30	30.52	30.78
Maximum Power Current - Imp (A)	10.75	10.80	10.86	10.92	10.98	11.01
Open-circuit Voltage - Voc (V)	35.82	36.01	36.21	36.41	36.62	37.31
Short-circuit Current - Isc (A)	11.30	11.36	11.41	11.47	11.53	11.57
Power Tolerance	0 ~ +3W		Operating Temperature (°C)		-40 °C ~ +85 °C	
Temperature Coefficients of Pmax	-0.30% / °C		Maximum System Voltage		1500 V	
Temperature Coefficients of Voc	-0.275% / °C		Maximum Series Fuse Rating		25 A	
Temperature Coefficients of Isc	0.045% / °C		Nominal Operating Cell Temperature		45 ± 2 °C	

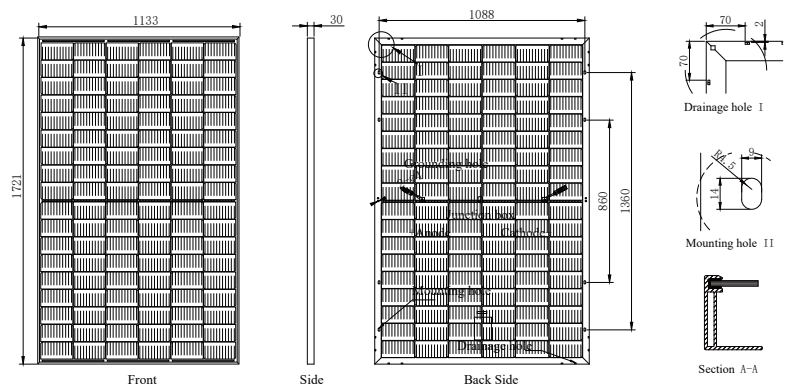
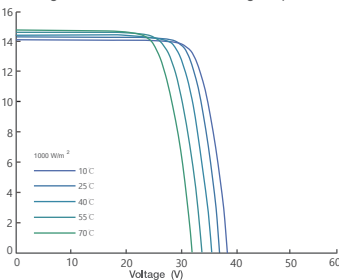
Mechanical Characteristics

Cell Type	Mono-crystalline TOPCon 182x91 mm
No. of Cells	108 (6x18)
Dimensions	1721x1133x30 mm
Weight	23.5 kg
Glass	Dual Glass 2.0mm Heat Strengthened Glass
Frame	Anodized Aluminium Alloy
Junction Box	IP68, MC4 Compatible, 3 Bypass Diode
Output Cables	1x4.0 mm ² , Length: 300 mm or Customized Length
Packaging Configuration	74pcs/stack, 962pcs/40'HQContainer (Two pallets=One stack)

Current-Voltage Curve under different irradiance



Current-Voltage Curve under different working temperatures



www.spolarpv.com